

THE USE OF OF ONLINE LEARNING SITE (WWW.BABEL.COM) IN TEACHING VOCABULARY FOR SECOND GRADE OF JUNIOR HIGH SCHOOL STUDENTS

Melsi Syafitri¹, Fitrawati²
English Department
Faculty of Language and Art
State University of Padang
Email: Melsisyafitri@yahoo.com

Abstrak

Makalah ini bertujuan untuk menjelaskan bagaimana cara pengajaran *vocabulary* dengan menggunakan *online learning site*. *Vocabulary* adalah salah satu elemen penting yang harus dikuasai oleh siswa dalam sebuah bahasa, termasuk bahasa Inggris. *Babbel.com site* adalah salah satu situs belajar secara online yang bisa membantu siswa dalam belajar bahasa. Situs ini memberikan kesempatan kepada siswa untuk belajar beragam bahasa, salah satunya adalah bahasa Inggris. Babbel memberikan latihan berupa melengkapi kalimat dan mencocokkan gambar dengan kata sehingga sangat baik digunakan untuk pengajaran *vocabulary*. Kalimat yang digunakan cukup sederhana dan mudah dipahami oleh siswa SMP.

Keywords: *Online learning, Babbel.com site, teaching vocabulary*

A. Introduction

English is an International language because it is a main factor for people to communicate with others in the world. In Indonesia, English is learned as a foreign language and becomes an important subject to be passed from elementary up to college. Even, every student from elementary to senior high school will find this subject tested in every final examination. In learning English, there are some components that students should be aware of, one of them is vocabulary.

Mohammadnejad and Nikdel (2012:395) say that vocabularies are recognized as the fundamental element of any language that used to label many things such as objects, actions, and even ideas. It means each vocabulary is carries meaning and students expect to understand the word and able to express the meaning. Besides, vocabulary is an element that directly linking to the four skills such as speaking, listening, reading and writing. Students will not be able to speak, listen, read or write well in English if they lack of vocabulary as it is needed to produce sentences when delivering ideas. Richards in Junaini (2005:16) says that vocabulary is a main component of language proficiency and more provides the basis of how well students speak, listen, read and write. It also said

¹ Student of English Language Teaching Program of FBS UNP graduated on March 2014

² Advisor, Lecturer in Faculty of Languages and Arts, State University of Padang

by Campillo (1999:36) that vocabulary is a very important element within a language. Without vocabulary, the idea will not be able to deliver.

There are some possible causes of the problem faced by students, especially junior high school students in mastery vocabulary. The first cause is about the level of vocabulary. Sometimes the words that given to the students are not based on the students' level, for example the word *adequate*. This word is low frequency vocabulary. The word *adequate* is not relevant for junior high school. It is a word that used by college students. For junior high school students, the teacher can use the word *enough*. This word is high frequency vocabulary. They will be familiar with the word *enough* than *adequate*.

The second cause is about how to arrange the words to be a good sentence. They know some words but they do not know how to make it in a sentence. This is the common problem that found around the students. For example, they know the word *I* for *Saya* and *book* for *buku*. When they want to say *my book* some of the students say *book I*.

The third cause is about lack of practice. In the classroom students only have exercises about the four skills. For example, the teacher gives a test about reading skill and there will be some questions around twenty. Poorly, there are only two questions that related to the vocabulary mastery.

The last cause is about the use of media. Media like visual media can helps students to retain concepts and ideas. Reeves (1998:2) says media and technology are believed can give positive effect on teaching learning process. Media can give them positive effect and make them enjoy in studying. It also said by Tomlinson (2002:18) that language learners succeed best if learning is a positive, relaxed and enjoyable thing. That is why the teacher needs to consider about the use of media for increasing students' vocabulary.

One of media that can be used in the classroom is computer. They can use computer to find online learning site via internet access. Babble.com site is one of online learning sites that can be used by the teacher in increasing students' vocabulary. In Babbel.com site there are some languages targets to be learned, one of them is English. It offers sixteen themes lessons such as foods, drinks, animals, body and so on. So that, the teacher can choose one of them to be tested. Luckily, this online learning is not only helping students to increase their vocabulary mastery but also their skills about listening, speaking, reading and writing.

B. Discussion

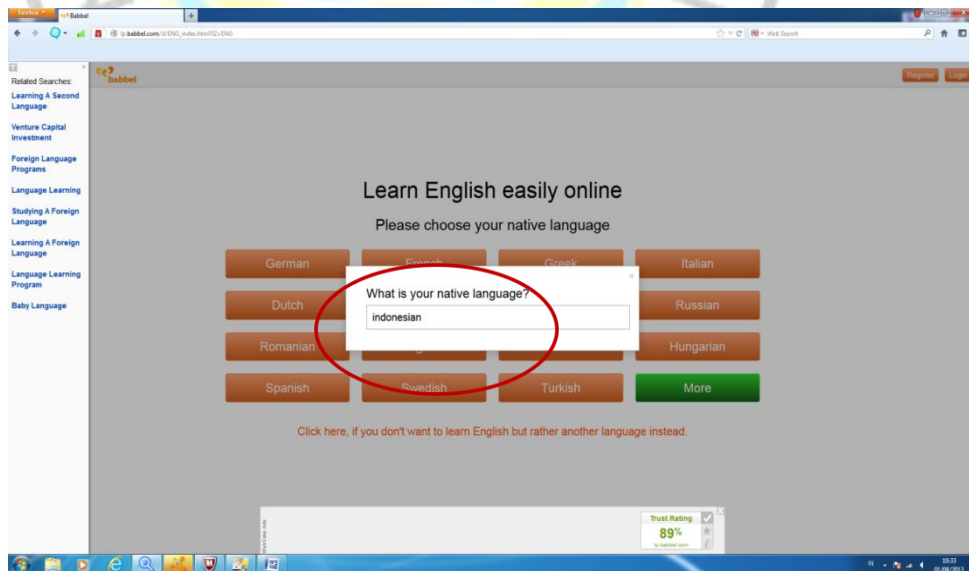
Before a teacher comes to teaching learning process, it is better for him/her to do some preparations. That is because of preparation is the first thing that should be considered by a teacher before doing the activities in teaching learning process. The learning teaching processes will not success without preparation. The teacher needs to choose appropriate media that will be used in the classroom. When the teacher wants to use computer as a media, s/he has to make sure that the media used has been mastered. So that, s/he can teach and apply the media successfully. In applying Babbel.com site in increasing students' vocabulary mastery, this activity has some stages as followed. First, the teacher needs to make sure that the internet access is available, the computer can be operated and the

headset is ready to use. It needs to be check first because if the internet access is not available, it will be useless for the students to come to the computer laboratory.

In pre-teaching activity the teacher greets the students and check students' readiness to study. The teacher needs to make sure that all of students are standby with their own computer. For the next activity the teacher bridges the students' mind with the topic or theme that will be tested. The function of this activity is to encourage students' background knowledge, so that they will not feel strange with the topic of discussion.

In whilst-teaching activity the teacher gives students a text (descriptive text) and decide the theme for example theme about classroom. Students are asked to read and underline the difficult words. After they read the text and underline the difficult words, the teacher ask them to turn on their own computer. The teacher's computer has to connect to the LCD or in focus and then show it in front of the class. So that, students can see the teacher's screen computer and do what the teacher do. The function is to make the students easy to find the babbel site and students can see the exercise that do in the first session together. The teacher click *Mozilla Firefox* in computer and students do the same. For the next, the teacher guide them to enter the site, Babble.com site by type and search babbel.com in url. It will appear the babbel.com site, and then they click it. Some language target appears and students click the language that will be learned. If students do not find their native language (Indonesian) they can click option *more* and then type their native language in the available column.

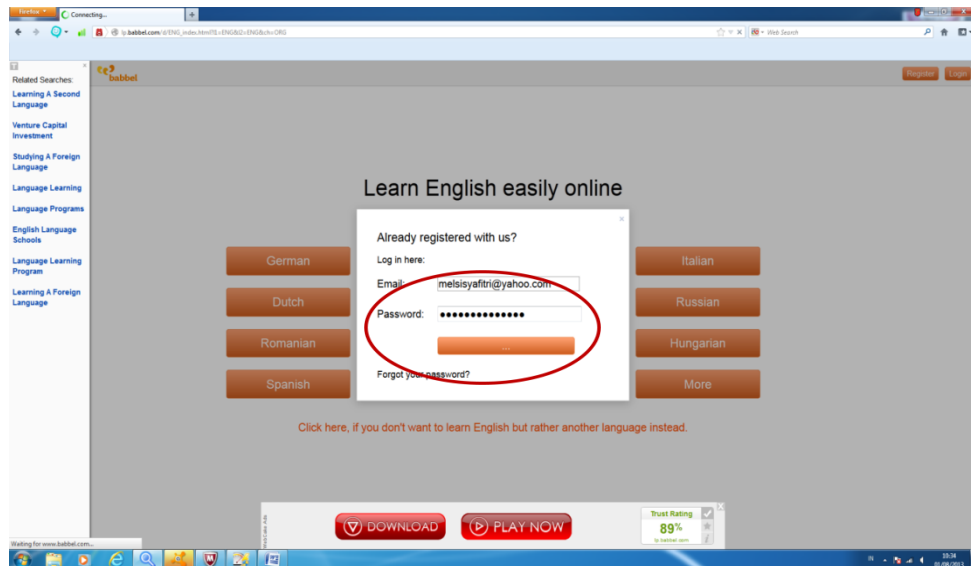
After clicking option *more*, there will appear a column to type the native language, as it is seen in this picture below.



Picture 1. Type the native language

Source: www.babbel.com/learn-english-online

This picture above is about another native language that do not found in the page about native language. They can type their native language in the available column. Then, they will asked to log in by input their email address and password. See this picture below.



Picture 2. Entering e-mail account

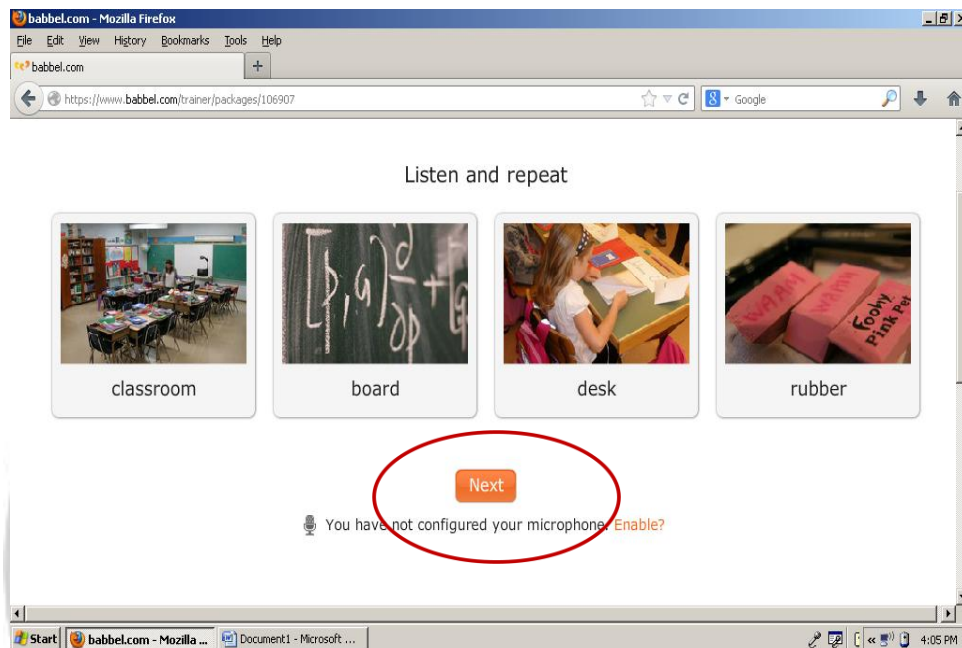
Source: www.babbel.com/learn-english-online

After input-email address, some themes will appear and then the teacher decides which topic will be chose for that meeting, for example about *education*. They click it and then there will appear exercise and the theme is about *in the classroom*. It learns some words about things that probably found in the classroom. Every instructions found in each step can increase their vocabulary mastery. When they find some difficult words in the instruction, they can ask to the teacher. Indirectly, their vocabulary will increase.

For the next activity, students come into exercise session. It has three sessions. In the first session, the teacher and students do the exercise together. This session is for modelling to the students. Students can see the teacher's activity that show by using LCD or in focus. In this session, there are four kinds of activity. In the first activity, there are four pictures which have words that related to each picture. Here, students are asked to listen and repeat first. Students have to remember which word that belongs to the picture. It is better for them to use headset because the sound is clearer with the headset. This activity can improve their listing skill. See this picture below.

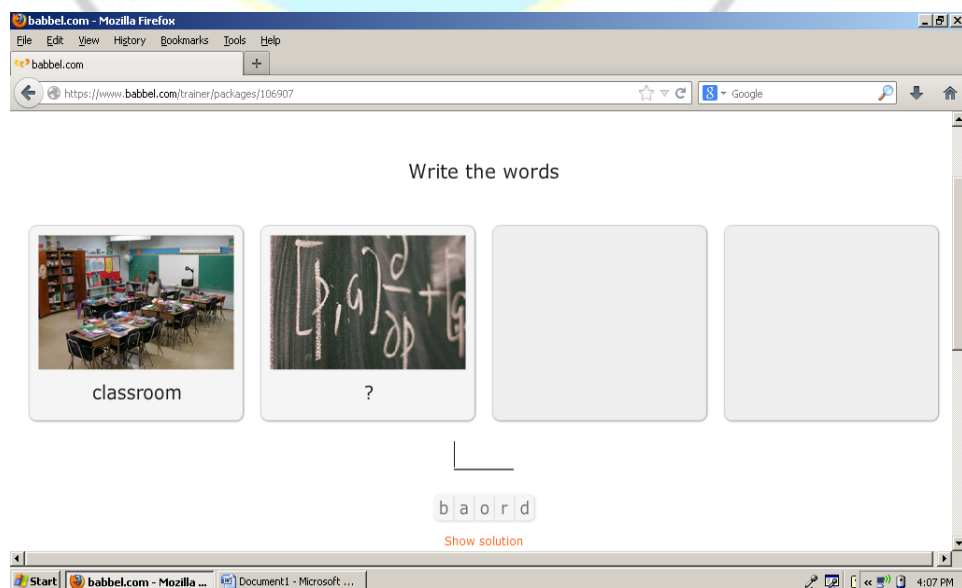
Students click the picture and then the computer will read the word. It is better for students to repeat what the computer say and remember the word that belongs to the picture. They do it untill the four pictures and then click the word *next* (that has been given sign in the picture above) to come into the next activity.

For the next activity, it will appear four pictures with the missing word. There is a word under the picture and the students are asked to click the correct picture based on the word. If the word is not suitable with the picture, the computer will give a sign that the answer is wrong. Student cannot move into the next level before they give the correct answer for each level.



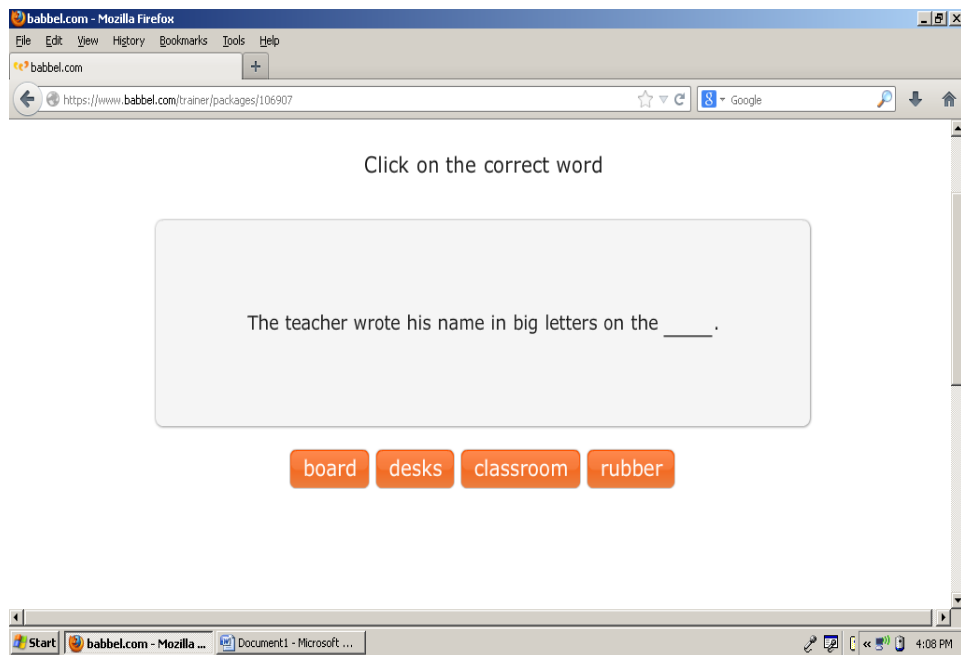
Picture 3. Listen and repeat session

Source: www.babel.com/learn-english-online



Picture 4. Arrange the spelling word

In the last activity of the first session is complete the sentence by choosing the correct answer to fill in the blank. There will appear one missing sentence and then students choose the correct word for the missing sentence. The sentences appear still related to the three pictures before. It has the same role with the exercise before. They cannot move into the next part before finish it correctly. See this picture below.

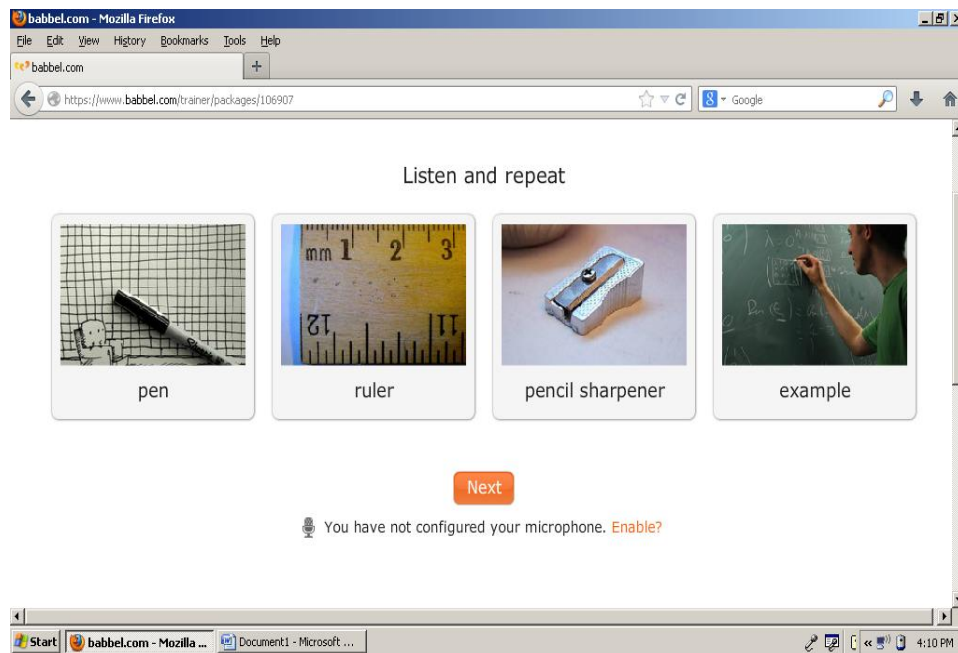


Picture 5. Complete the missing sentence

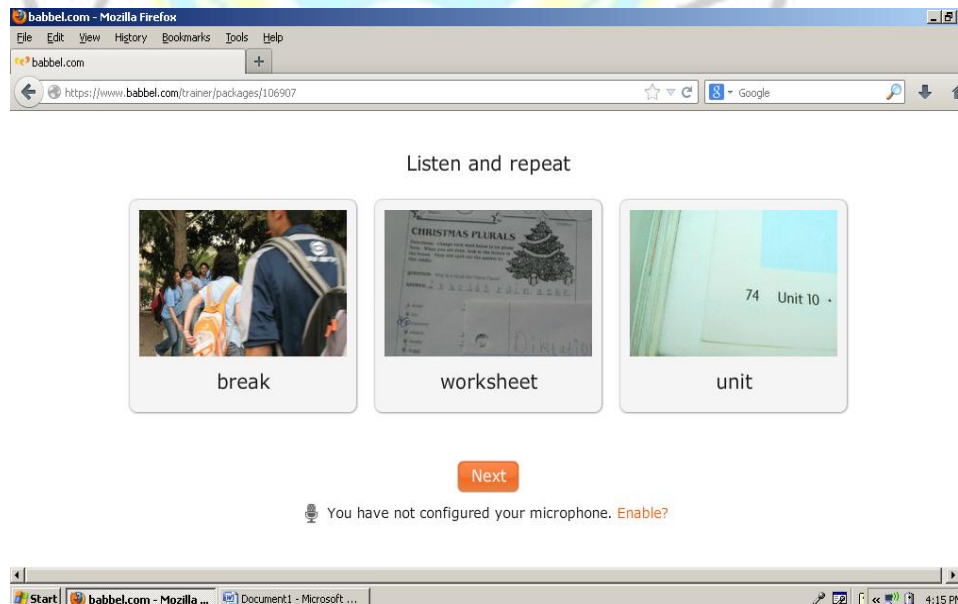
Source: www.babbel.com/learn-english-online

After the activities on the first session complete, students can understand and do the exercise for the next session easily, without asking the probably question like “what should we do after this, teacher?” or “what should we click, teacher?”. Students practice what they have been learned before. Here, they will continue to the next session by them self without the teacher’s help like they do in the begining. However, the teacher can help them when they get difficult with some difficult words. When students find the difficult word, the teacher can help them to find the meaning by see contect clues.

In this second and the third session, it also has the same form with the first session. However the picture, the word and the sentence are different. The picture is not like in the first session anymore. It offers another picture however, it still in the same theme, *education-in the class room*. This below are the example of the exercise in the next session.

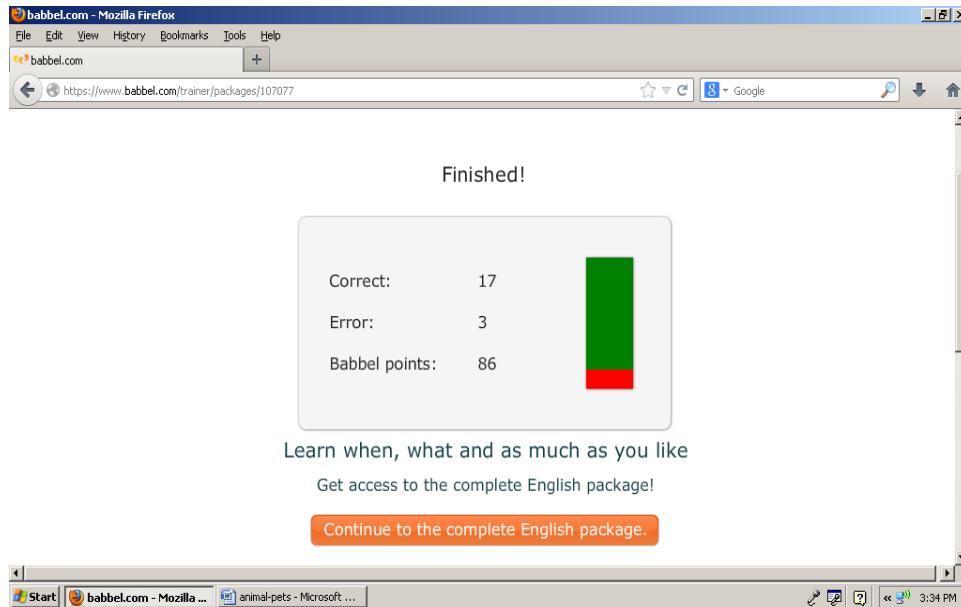


Picture 6. Exercise in the second session
Source: www.babbel.com/learn-english-online



Picture 7. Exercise in the third session
Source: www.babbel.com/learn-english-online

The last session is the finish session. In this session the students get the score automatically from the computer. This picture below is the example of final score.



Picture 8. Final score

Source: www.babel.com/learn-english-online

It cannot be changed by students because the correction is doing by computer and the score is based on the exercise that has done before. If they can pass each step correctly, they will get great mark. In contrast, they will not get great mark if they do some mistakes even though they are finally success to pass the activity on each session. In this activity, the teacher check students' understanding about what have learned before. This activity is also aim to gives reflection to the students whether the teaching learning process is success or fail. The teacher can see students' understanding about the word by showing pictures that has been learned before.

Post-teaching is the last activity of teaching activities. In this activity, the teacher ask the students to write a short jurnal. It is about what is the difficulties in learning the material. This activity is also aim to gives reflection to the students whether the teaching learning process is success or fail.

Online learning like Babel.com site can give students some advantages one of them is make the students work independently outside classroom, at their own pace, whenever they want, automatic monitoring and unlimited access to the site. It is usefull because it can be applied in pre-teaching, whilst-teaching, also post-teaching activity. In this paper, it applies in whilst-teacnig activity. Besides, another advantage in using babel.com is to motivate the students because in the outside of class, they can choose which content they like. They can check their score at the end of the test. It also offers the students to chat online or contact with other learners from around the world. By using high technology like computer and

internet connection for teaching and learning process, teacher does not need to spend much cost to pay native speaker to come to school or invite the students to go to foreign country to learn the language. It can be done by using internet access and students will connect with people around the world.

C. Conclusion

Based on previous discussion, it can be conclude that students' vocabulary mastery is important to be increase because vocabulary is one of the important components that have to be mastered. The teacher needs to give something new and interesting such as media to make them easy to increase their vocabulary and answer the questions. One of media that can be used is computer that has connected to internet acces. By using internet access the teacher can find online learning site and apply it in the classroom to teach vocabulary. Online learning that chose here is Babbel.com site. Babbel.com site is one of the online learning media that can be access by students to increase their vocabulary mastery. This site can be access wherever and whenever they want.

Note: this article is created based on writer paper with Advisor Fitrawati, S.S., M.Pd

BIBLIOGRAPHY

- Campillo, Rosa M^aLopez. 1999. "Teaching and Learning Vocabulary: An Introduction for English Students". Retrieved from http://www.uclm.es/ab/educacion/ensayos/pdf/revista10/10_6.pdf on November 2013.
- Junaini. 2005. *The Contribution of Vocabulary and Grammar Mastery Toward Reading Comprehension of the Third Year Students in SMAN 5 Bengkulu*. Padang: Universitas Negeri Padang (Unpublished Graduate Thesis).
- Mohammadnejad, Saeed & Nikdel, Hossein. 2012. "Reactivating EFL Learners' Word Knowledge by Means of Two Teachniques: Flashcards versus Wordlists". *International Journal of Linguistics*, Vol.4 No.4: 393-406
- Reeves, Thomas C. 1998. *The Impact of Media and Technology in Schools*. Georgia: The Bertelsman Foundation.
- Tomlinson, Brian. 2002. *Developing Materials and Materials Development in Language Teaching*. Cambridge: Cambridge University Press