

# WRITING A DISCUSSION TEXT TO SENIOR HIGH SCHOOL STUDENTS

Metri Gusdiana<sup>1</sup>, Rusdi Noor Rosa, S.S., M.Hum.<sup>2</sup>

English Department

FBS State University of Padang

email: mgusdiana@yahoo.com

## Abstrak

Penulisan makalah ini bertujuan untuk menjelaskan penggunaan brainstorming activity dalam pengajaran menulis discussion text. Brainstorming adalah teknik yang terdapat dalam step prewriting. Pada implementasinya, brainstorming activity merupakan hal utama dalam satu kali pertemuan di kelas, karena prewriting merupakan fondasi penciptaan suatu teks. Brainstorming activity bertujuan untuk memudahkan siswa dalam menciptakan dan mengembangkan ide. Brainstorming dapat di aplikasikan secara berkelompok ataupun individual. Proses pengajaran terbagi kedalam tiga tahapan, yakni Pre Teaching, Whilst Teaching, dan Post Teaching. Pada Pre Teaching, guru mengaktifkan latar belakang pengetahuan siswa tentang topik yang akan dibangun jadi teks pada tahap berikutnya. Pada Whilst Teaching, guru memodelkan sebagian teks (the issue) sebagai contoh, kemudian siswa melakukan brainstorming secara berkelompok. Pada Post Teaching, guru menyimpulkan pembelajaran dan memberikan tugas pada siswa.

Key words: Brainstorming, Prewriting, Discussion text.

## A. Introduction

The ability to produce discussion text is important for students as it is included in the curriculum. On the other hand, students mostly found difficulties when write discussion text itself. The most common problems are; first the difficulties to develop the idea of its arguments. Second, it is hard for to stick on one argument. The third problem is the way teacher serve the lesson. Teachers in the class have tried some ways to make the students easier to write discussion text; for instance by using of power point media. The teacher provides slides

---

<sup>1</sup> Student of English Language Teaching Program of FBS UNP graduated on September 2013

<sup>2</sup> Advisor, Lecturer in Faculty of Languages and Arts, State University of Padang

containing the examples of discussion text. It shows the social function and generic structure which are presented in an interesting packaging. Its aim is to attract students' attention to learn about discussion text and to produce them. However, it does not help much. In this case, the writer has another way to help students to write the text. It will ease students to show their thoughts and to write it down. It uses brainstorming activity in teaching writing the discussion text.

## **B. Discussion**

Some experts have different definition about writing. There are many words to say what writing is. Some of them state that writing as an act of communication. Other states that writing is essentially a creative process. And many others said related things about what writing is. To sum up, writing is a process to produce a written form product as an act of communication between the writer and the reader. It through some stages: generate idea which is done in the beginning of the process, organizing and revising that is completed in the middle of the process of writing, and publication as the final of all writing process. And also in writing, creativity is needed to create a good composing of writing product.

Teaching writing is important to put in syllabus. Based on the curriculum in *Depdiknas* Indonesia (2006) which is used in Indonesia at the moment, senior high school students are expected to get the ability to develop communication competent in written form to reach informational literacy level. Besides, there are a number of monologue texts that thought for senior high school students in Indonesia, they are: recount, narrative, procedures, descriptive, news item, explanation, and discussion text. The texts are served with four main skills; reading, speaking, listening, and writing. It means that teacher should thought each text by using the four skills. Moreover, process standard for elementary and high school in *Badan Standar Nasional Pendidikan* (2007), it stated that the implementation of teaching learning process have three stages; they are Pre Teaching activity, Whilst Teaching Activity, and Post Teaching Activity.

It can be concluded that there are sequence of activity that teacher should do in teaching writing. It is teacher's obligation to make students able to write. Teacher has important role to make students understand about the material based on the curriculum that design for school. There are three main phases in teaching writing at Senior High School; Pre Teaching, Whilst Teaching, and Post Teaching.

The word 'discussion' means a process to find a meeting point between two different thought, point of view, or opinion. And based on many experts opinion, discussion text means finding a meeting point in one problem. So the point is discussion text is a text which contains arguments support and contrast. It is a text that presents at least two points of view about an issue which has specific characteristic; the issue usually adding by review, include argument for and against, has conclusion and recommendation (optional), use simple present tense, use modals, it is additive, contrastive and has a casual connection between each arguments.

Brainstorming is an activity which happens within group or personal to generate ideas to solve a problem. Brainstorming is an activity to generate ideas, include in first series of writing stages, which is prewriting. Brainstorming may occur by personal or group of people. Brainstorming also depends on participators' background. The variations of brainstorming participant carry out various ideas which create the better idea.

In teaching, there are three main things to be prepared by the teacher before teaching. They are lesson plan, material selection, and media. This purpose of this preparation is to make teaching learning process run well in the class. Although every single of them is different, they are interrelated each other. For instance, when a teacher creates lesson plan for students, he or she reflects to the newest curriculum, when find the right material, it also based on curriculum, and when choose the media, teacher has to make it suit with the material and lesson plan. Therefore, they three have connection one another.

First, lesson plan creates based on the accurate curriculum from the government. Second, material; before choosing the material, teacher should think about its suitable with pupils. Teacher needs to think whether the material relevant to the students' level of proficiency, knowledge, and situation or not. As same as lesson plan, choosing material should always refer to the curriculum. In this case, the appropriate material for Senior High School students that has been chosen by the writer is entitled "Hacking". The last preparation should be provided is media. It is purposed to help teacher and students in teaching learning process.

Each step in implementation in teaching has its own needs and techniques. Every single step must be well prepared before teaching learning activity in order to success in teaching and learning process. Teaching learning process consists of three stages, they are Pre Teaching, Whilst Teaching, and Post Teaching. Moreover, Whilst Teaching include three parts; Exploration, Elaboration, and Confirmation. In this case, the writer makes one meeting only for teaching and learning prewriting which includes brainstorming activity. In this case, brainstorming is the prime method in this prewriting activity.

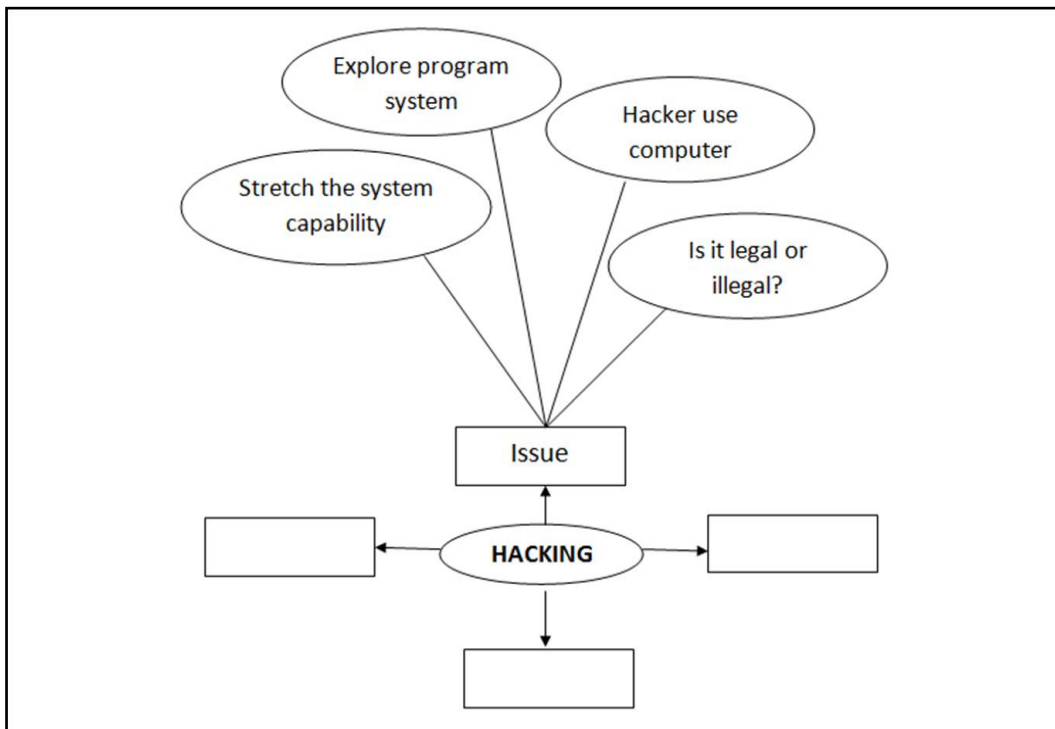
1. Pre teaching activity

The point of pre teaching activity is to activate students' background knowledge. In the next step, teacher explains about what is discussion text.

2. Whilst teaching activity

- a. Exploration

In this paper, writer chooses to use text with the title "Hacking" like what has been mentioned before. Since the first part of a discussion text is the issue, teacher gives brainstorming example about the issue of text Hacking. Brainstorming technique that is being used by the writer is kind of word mapping. Teacher models how to do brainstorming activity and create paragraph based on it.



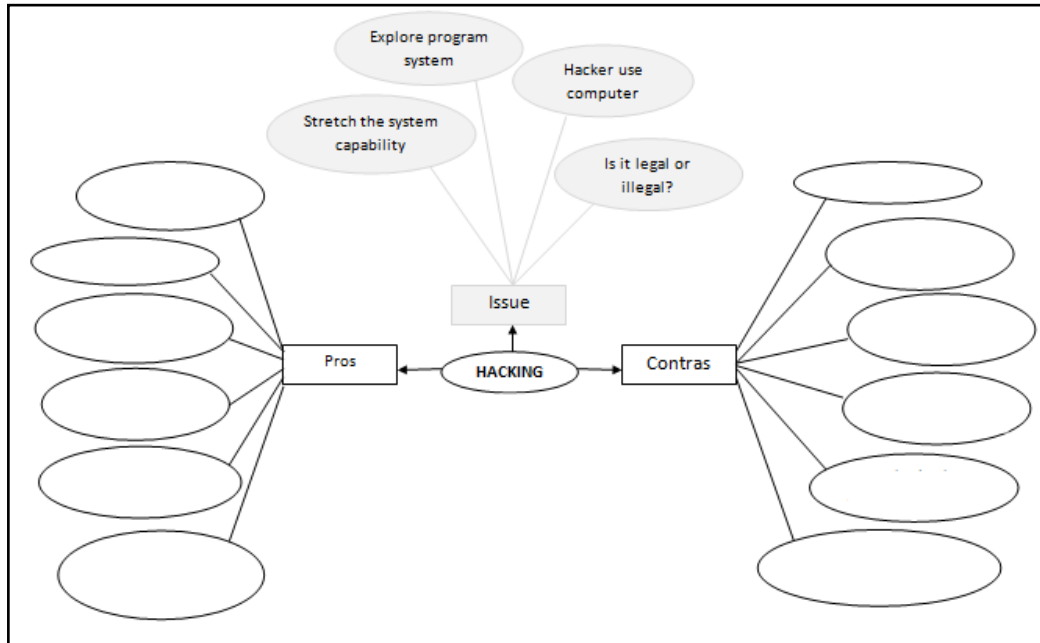
(Picture 1)

After giving example, teacher divides students into groups consist of 4 members. Each group is distributed pieces of paper, one sheet for every group. Students are given opportunities to note down their thought in group. Idea generating includes argument support, argument against, and conclusion. First paragraph is being done as example. While brainstorming, students share, take note, tell pair, write down again, and so on, until the time is up.

At this point, like what has been said before, prewriting is the core activity in teaching writing a discussion text. Moreover, prewriting is a vital series in writing process, because prewriting determines the quality of the text result. In this stage, teacher guidance is needed to help students in doing Brainstorming like the example above, in order that they do not waste the time and are able to do brainstorming in creating text.

b. Elaboration

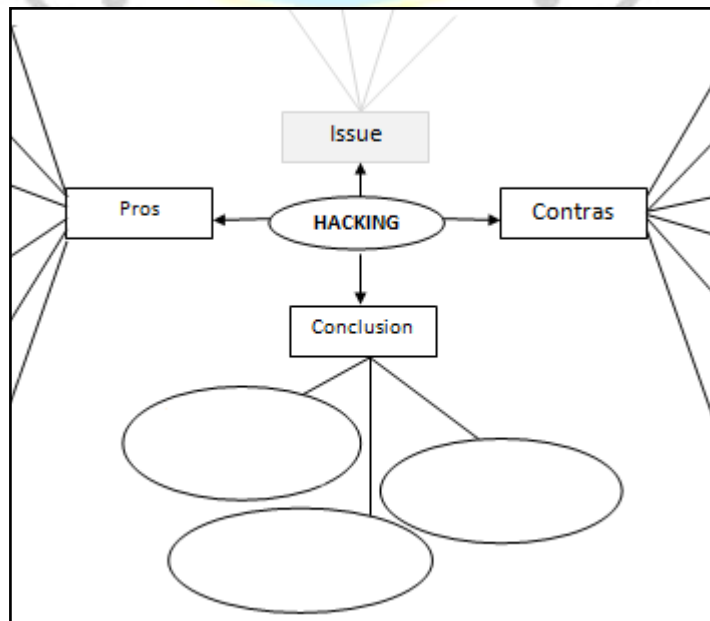
After students generate ideas in group, they combine and narrow the ideas from brainstorming activity to get high quality of ideas, with teacher's control. This step begins when students start to continue to the next part of discussion text; pros and cons. Picture below illustrate students work in brainstorming activity for the arguments.



(Picture 2)

Then students build paragraphs containing for and against arguments by following their brainstorming work. Step by step action in doing brainstorming is better for students' focus. After brainstorming arguments for and against, students continue to conclusion. And again, teachers' help is required. And same with activity before, after doing brainstorming, students build paragraph based on it.

The next brainstorming illustrate like bellow.



(Picture 3)

c. Confirmation

In confirmation stage, students have finished their whole text. One of the group is chosen randomly by the teacher to come to the front and put their long paper on the publish board. Then teacher and students discuss about the text. Other group members are free to expose their opinion related to their friends writing. Teacher and students collaborate to fix the text. Discussion text 'Hacking' in a good order can be seen like below:

**Hacking**

A hacker is a person who enjoys exploring the details of programmable systems on computers and they like to stretch the capability of the systems. And the activities they do in the computers are called hacking. The problem is whether it is legal or illegal. People in the world have many different views about hacking and the hackers.

Some people believe that breaking into computer systems is not illegal because the hacker only wants to know and try the systems. They say that a hacker likes finding the strengths and the weaknesses of a computer system. They feel proud if they can find the weaknesses. In addition, these hackers sometimes help the police catch the white collar criminals, such as bank robbers, money launderers, credit card forgers.

On the other hand, those who disagree with the good points of a hacker say that hacking is a crime. The reason is that some hackers use their brilliant skills to break the data of banks and other vital institutions; where they can get money, randomize the information, and the worst thing is they can get the secret information and sell it to another country. This is a treachery.

In conclusion, discussion above proves that hackers are not bad people with their brilliant skills. However, they could be bad because of money and wealth; because they want to get everything by doing everything. That's just the point.

3. Post teaching activity

In this last activity, teacher concludes the lesson in that meeting. By making a conclusion, the teacher reminds the students about what they have been studied before. Then, the teacher can ask the students to write discussion text individually at home. After doing brainstorming together in class, it is believed that students will be able to use brainstorming activity to generate the ideas in writing a discussion text.

There are several advantages of using brainstorming activity in teaching discussion text:

1. Helping the teacher to teach writing a discussion text.  
The reason why brainstorming activity is good to teach discussion text is because discussion text requires arguments about the differing viewpoint of one issue in the text. The pros and cons to the issue make discussion text have a special characteristic between other monologue texts. As generating the idea for that pros and cons in discussion text is not easy for students, brainstorming is an appropriate way to help teacher in transferring the knowledge about writing discussion text.
2. Helping the students to write a discussion text.  
Many opinions will come out based on students' background. The more variation, the more idea will appear. Discussion text production needs idea generating to distinct the different perspective about the issue for the text. So the ideas variation will directly help students to write the text.
3. Giving positive effect on the students' motivation.  
Brainstorming is a method that can attract students' willingness to write. It makes writing a discussion text become easier than students ever thought before, because by using this way, generating ideas as a basic of writing process is helped. Just like the explanation above, the goal of Brainstorming is to generate idea, and the idea is the foundation for texts. So, by using brainstorming activity, students could be motivated to write discussion text.
4. Avoiding boringness and fun.  
By using brainstorming activity, it is believed that boringness will be avoided because brainstorming encourages students' creativity in finding ideas. It is possibly inspired students to write many and many more. In addition, while they work together, they will have some fun during learning process because the lesson becomes easier for them.  
To be concluded, brainstorming activity is a great method in helping students to construct discussion text.

### **C. Conclusion and Suggestion**

It can be concluded that in order to help students in writing discussion text, brainstorming activity is a good way to help. Brainstorming makes students easier to generate ideas, so it takes the important rule in writing discussion text process. This technique possibly makes students keep in their mind that learning writing is not as hard as they thought all this time anymore. The process of using brainstorming activity in the class is quite simple and easy. Teaching learning process is divided into three phases, they are pre teaching, whilst teaching, and post teaching. In pre teaching phase, teacher activates students' background knowledge related to the topic. Whilst teaching consists of three steps; exploration, elaboration, and confirmation. In exploration, students do prewriting activity, here brainstorming activity takes place. In elaboration, students start to write discussion text based on the ideas that they generate in prewriting activity

before. And in confirmation, students show their work in front of class and discuss the text together with the teacher. In the last phases, post teaching, teacher and students collaborate to conclude the lesson, then students are given homework by the teacher.

In order to make the students eager in studying English, especially writing, writer would like to give some suggestions that may be useful for English teachers. First, it suggested to the teacher to have a good preparation before teaching, such lesson plan, material choice, and media, because good preparation offers a better condition in teaching learning process. Second, teachers are recommended to find the suitable method in teaching. The appropriate way not only makes teacher easier in teaching, but also attracts students' willingness in learning. No need to use a complete way, the simple and proper technique like brainstorming activity will give a positive change in teaching learning process. In summary, teaching learning process will run effectively if there is provided a good preparation for teaching and a right way to make students enthusiastic and motivated in learning.

**Note:** This article is written based on the Metri Gusdiana's paper under the supervision of Rusdi Noor Rosa, S.S., M. Hum.

### **Bibliography**

- Amstrong, Nancy. 2002. *Brainstorming Strategies*. Retrieved on March 4<sup>th</sup>, 2013 From <http://www.csudh.edu/>
- Badan Nasional Satuan Pendidikan. 2007. *Permendiknas RI No 41 tahun 2007 Tentang Standar Proses untuk Satuan Pendidikan dasar dan Menengah*. Jakarta: Badan Nasional Satuan Pendidikan
- Becker, Michael. 2008. *The Writing Process*. Retrieved on March 7<sup>th</sup>, 2013 from <http://www.montana.edu/gradwriting/?p=25>
- Clark, Donald. (2000). *Brainstorming*. Retrieved on March 4<sup>th</sup>, 2013 from <http://www.nwlink.com/~donclark/perform/brainstorm.html>
- Coffin, et.al. 2003. *Teaching Academic Writing*. New York: Routledge.
- Coulmas, Florian. 2002. *Writing Systems: An Introduction to their Linguistic Analysis*. Cambridge University Press.



- Depdiknas. 2006. *Standar Kompetensi Mata Pelajaran Bahasa Inggris*. Jakarta: Depdiknas.
- Dufree, Will. 2007. *Brainstorming Basics*. Retrieved on March 4<sup>th</sup>, 2013 from <http://www.me.umn.edu/>
- Frances. 2005. *Think Literacy: Cross-Curricular Approaches, Grades 7-12, Writing Strategies*. Retrieved on March 7<sup>th</sup>, 2013 from <http://www.edu.gov.on.ca/eng/>
- Gerrot and Wignell. 1994. *Making Sense of Functional Grammar*. Sydney: Antipodean Educational Enterprises.
- Goman, Carol Kinsey. 2008. *Brainstorming Techniques*. Retrieved on March 4<sup>th</sup>, 2013 from: [www.linkageinc.com](http://www.linkageinc.com)
- Harmer, Jeremy. 2008. *How to Teach Writing*. Essex: Pearson Longman.
- Kratschmer, Thomas and Michael Kaufmann. 2002. *Electronic Brainstorming with Graphical Structures of Ideas*. Germany: Universitat Tubingen.
- Murcia, Mariane Celce. 1991. *Teaching English as a Second or Foreign Language*. New York: Harper Collin Publishers.
- Peha, Steve. 2003. *Teaching That Makes Sense*. Retrieved on April 10<sup>th</sup>, 2013 from [www.ttms.org](http://www.ttms.org)
- Raimes, Ann. 1987. *Technique in Teaching Writing*. New York: Oxford University Press.
- Spaventa, Lou J. & Marilyn L Spaventa. 2001. *Writing to Learn from Paragraph to Essay*. Singapore: McGraw-Hill.
- Viades, Lic. Luis Alberto. 2002. *Teaching Technical English Writing*. Mexico: Palmira. Retrieved on December 5<sup>th</sup>, 2012 from: [www.cenidet.edu.mx](http://www.cenidet.edu.mx)
- Wing, Richard. 2009. *Pre-Writing*. Yale Graduate School Writing Center: Yale University